

# Tron SimpleSet




This is a program that gives a front face to Tron.

It simplifies setting the switches and usage of Tron. It is only a third party addon to the work of /u/vocatus and many others in the Tron subreddit

<https://www.reddit.com/r/TronScript/>

I wrote this originally because I tend to use the same settings every time and this simplifies things for my use as I don't need to edit the bat file and mess about with the settings which can break Tron.

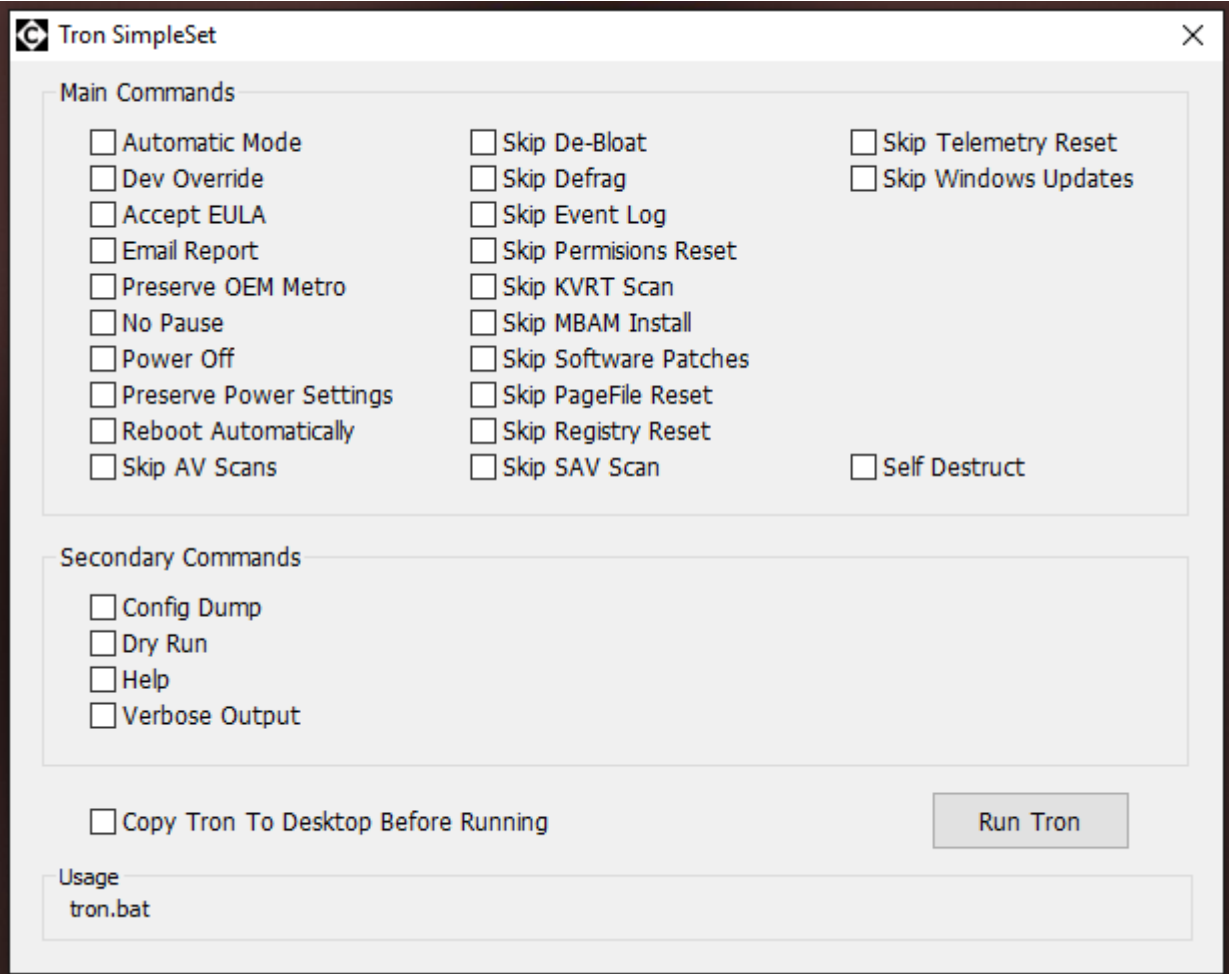
## Setup

 tron	20/11/2015
 settings.ini	20/11/2015
 Tron SimpleSet.exe	13/11/2015

To use it just copy the 2 files contained in the zip and paste them in the folder next to Tron then just run the Tron SimpleSet.exe to open the Gui

It will always open as Admin so you will have to accept the prompt.

## Main Window



Tron SimpleSet

Main Commands

- ☐ Automatic Mode
- ☐ Dev Override
- ☐ Accept EULA
- ☐ Email Report
- ☐ Preserve OEM Metro
- ☐ No Pause
- ☐ Power Off
- ☐ Preserve Power Settings
- ☐ Reboot Automatically
- ☐ Skip AV Scans
- ☐ Skip De-Bloat
- ☐ Skip Defrag
- ☐ Skip Event Log
- ☐ Skip Permissions Reset
- ☐ Skip KVRT Scan
- ☐ Skip MBAM Install
- ☐ Skip Software Patches
- ☐ Skip PageFile Reset
- ☐ Skip Registry Reset
- ☐ Skip SAV Scan
- ☐ Skip Telemetry Reset
- ☐ Skip Windows Updates
- ☐ Self Destruct

Secondary Commands

- ☐ Config Dump
- ☐ Dry Run
- ☐ Help
- ☐ Verbose Output

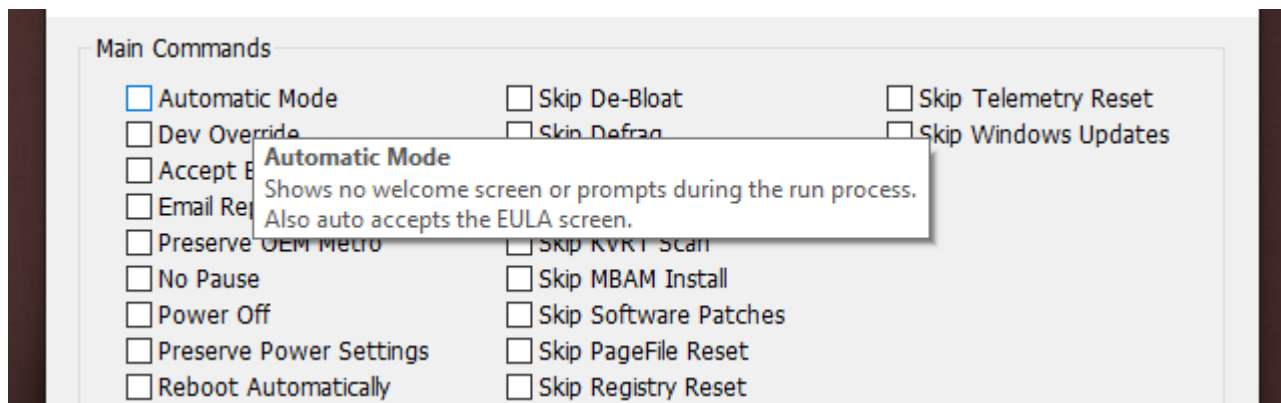
☐ Copy Tron To Desktop Before Running

Run Tron

Usage  
tron.bat

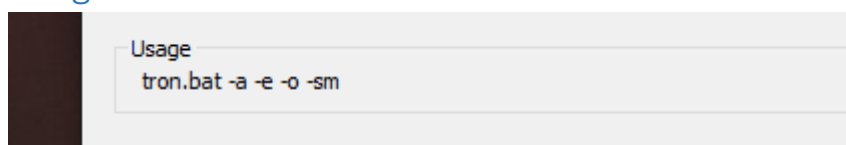
The main window contains the current switches in Tron.

## Info



Unsure what an item does hover over it.

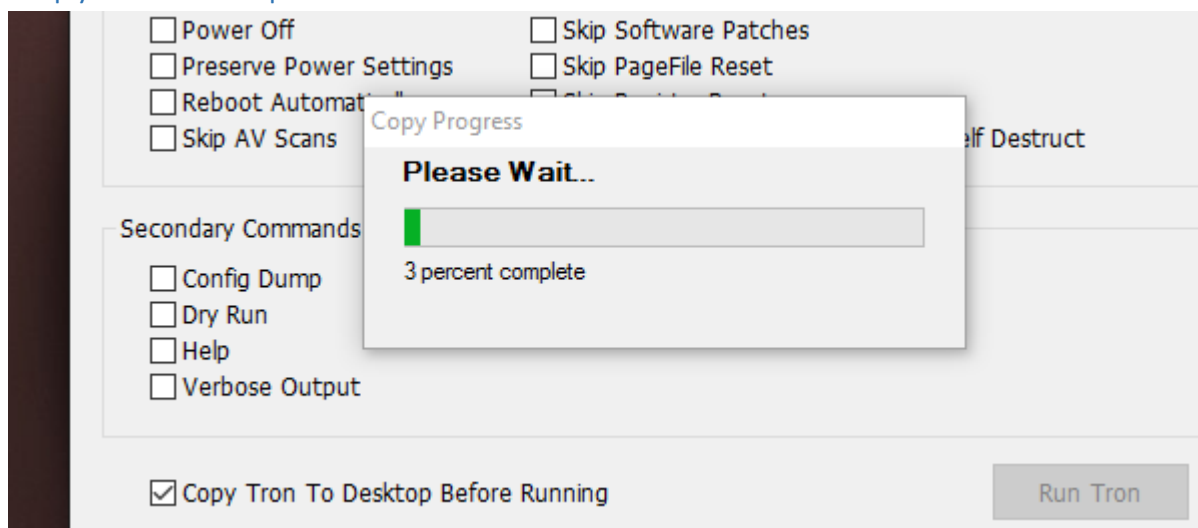
## Usage



When you check the boxes that you require the command line usage will be displayed at the bottom.

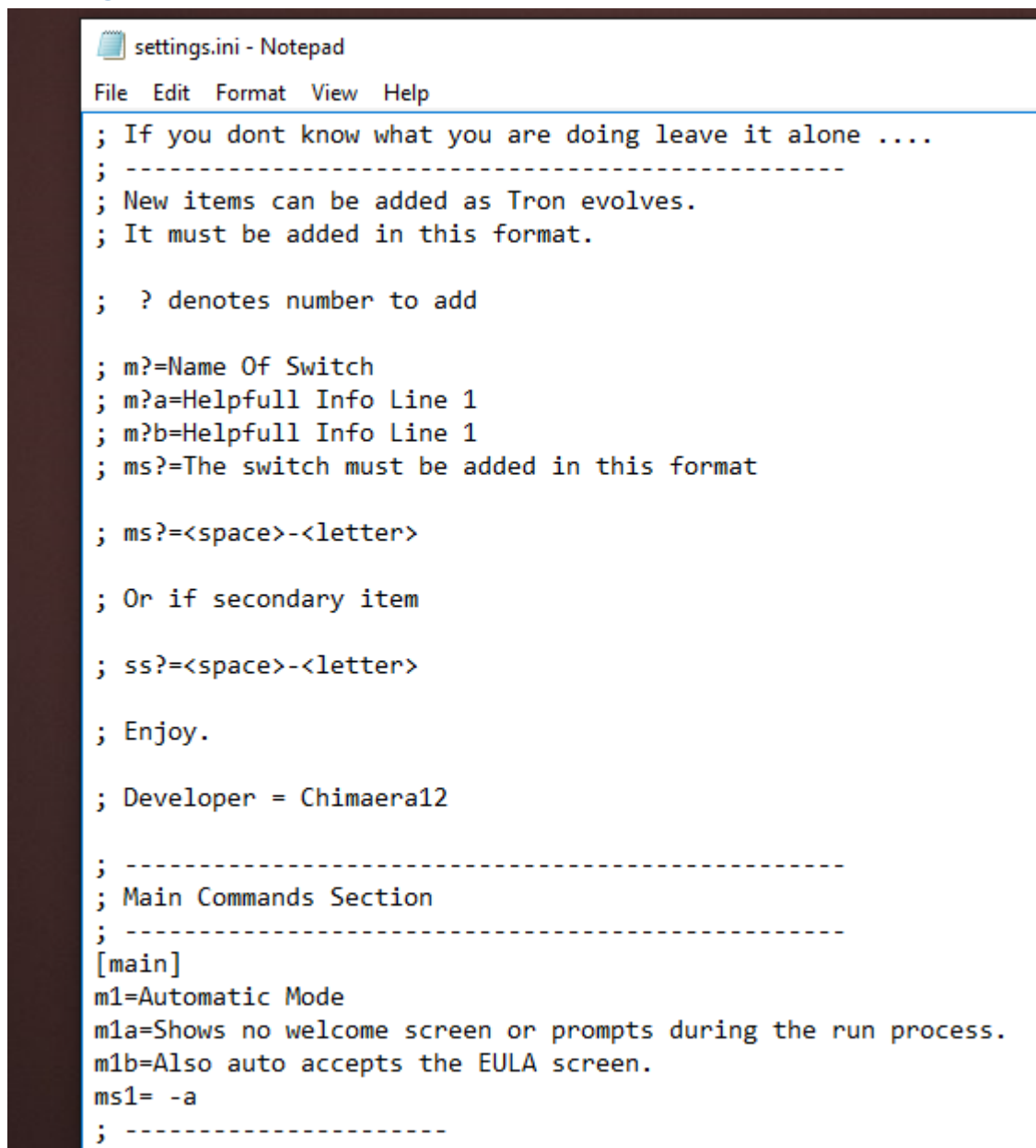
Also when you check a box and run Tron the Gui remembers your choices from the last time, so if you run a similar task all the time this will help to make it easier.

## Copy to Desktop



If you want to run Tron from the desktop tick the Copy Tron To Desktop checkbox and before it runs Tron will be copied across then start.

## Settings



```
settings.ini - Notepad
File Edit Format View Help
; If you dont know what you are doing leave it alone ....
; -----
; New items can be added as Tron evolves.
; It must be added in this format.

; ? denotes number to add

; m?=Name Of Switch
; m?a=Helpfull Info Line 1
; m?b=Helpfull Info Line 1
; ms?=The switch must be added in this format

; ms?=<space>-<letter>

; Or if secondary item

; ss?=<space>-<letter>

; Enjoy.

; Developer = Chimaera12

; -----
; Main Commands Section
; -----
[main]
m1=Automatic Mode
m1a=Shows no welcome screen or prompts during the run process.
m1b=Also auto accepts the EULA screen.
ms1= -a
; -----
```

The settings.ini controls the display text in the Gui and there are spaces available if Tron changes its switches in the future. But I would suggest your better leaving it alone.

If you find anything wrong please let me know and I will try and sort it.

Other than that enjoy this free offering. ☺

Chimaera12

If you found this software usefull, and you like my software why not come to my site and see what other things we have, If you fancy it while you're there please say thanks or give a small donation.

<http://www.simple-software.co.uk/feedback.php>

p.s. Site undergoing renovations soon, new stuff to be added.